



# TASK ORGANISATION

# INTRODUCTION

# AIM

To make the Student Officers understand about the task organisation

# SEQUENCE

- Introduction.
- Compiling of Graphical Task Organisation.
- Artillery.
- Development of a Task Organisation.
- Conclusion.

# INTRODUCTION



## TASK ORGANISATION – 533 INFANTRY BRIGADE

ORIGINATOR	RELATED OPS	TIME EFFECTIVE	SECRET	1 OF 6	ANNEX D TO OPS DATED 15 Oct 10
533	533/Ops/05/01	160830 Oct 10	SY CLASSIFICATION	COPY	ORIGINATOR REF

NOTES	3 SLLI	1 SLSR	6 GR	BDE TROOPS	SPEC TASKS
	UNDER COMD	UNDER COMD	UNDER COMD	UNDER COMD	BDE RES
1. Coy detach to 6 GR.	(-)	(-)		3  (-)	? <sup>x2</sup> (6)
2. One T-55  each for 3 SLLI and 6 GR.	A  3	?  3	B  3	10  (-)	
3. One  of T-55 for 1 SLSR.			?	?  (-)	
4. One  each to 3 SLLI, 1 SLSR, 6 GR.					
5. One  each for 3 SLLI, 1 SR, 6 GR IN SP UCM.					
6. 2 x  for Bde res.	IN DS	IN DS	IN DS	(-)	
	P  4	Q  4	R  4	A,B <sup>x2</sup> (2)	
				(3)	
	IN SP UCM	IN SP UCM			
	?	?		? <sup>x3</sup> (4)	
	(-)	(-)	IN SP UCM		
	?  (1)	? <sup>x2</sup> (6)	?	? <sup>x3</sup> (1)	



- A **graphical or written** indication of **resources** and **assets** allocation for **subordinate formation or units**, by a **command** of a **higher formation**.
  
- There are **different methods**:
  - A **tabular task organisation** using graphics **above the situation paragraph**.
  - A **tabular task organisation** using graphics **as an annex**.
  - A **written task organisation** **above the situation paragraph**.





Copy No 15 of 15 copies

Total pages 06

HQ 12 GW

Army Camp

MNG

16 Nov 24

10 GW/G/OPS/OPO/ (01)

See Distr

**OPO 1/24**

Refs:

- A. 111 Bde OpO 1/24.
- B. 11 Div INTSUM.
- C. Map ABMP Sri Lanka. Sheets 63, 64, 70 and 71, Edition 1, 1:50000.

**Time Zone Used Throughout the Order: LOCAL.**

**Task Org:**

- 1. **SITUATION.**

TASK ORGANISATION - 533 INFANTRY BRIGADE					
ORIGINATOR 533	RELATED OPS 533 Ops/05/01	TIME EFFECTIVE 160830 Oct 10	SECRET SY CLASSIFICATION	1 OF 6 COPY	ANNEX D TO OPS DATED 13 Oct 10 ORIGINATOR REF
NOTES  1. Coy detach to 6 GR. 2. One T-55 Sqdn each for 3 SLLI and 6 GR. 3. One Tp of T-55 for 1 SLSR. 4. One Bty each to 3 SLLI, 1 SLSR, 6 GR. 5. One Engr Tp each for 3 SLLI, 1 SR, 6 GR IN SP UCM. 6. 2 x coys for Bde res.	3 SLLI	1 SLSR	6 GR	BDE TROOPS	SPEC TASKS
	UNDER COMD	UNDER COMD	UNDER COMD	UNDER COMD	BDE RES
	A	?	B	10	?
	IN DS	IN DS	IN DS	(-)	
	P	Q	R	A,B	
	IN SP UCM	IN SP UCM			
	?	?	IN SP UCM	?	



Copy No 15 of 15 copies

Total pages 06

HQ 12 GW

Ay Camp

MNG

10 GW/G/OPS/OPO/ (01)

16 Nov 24

See Annex A

See Distr

**OPO 1/24**

Refs:

- A. 111 Bde OpO 1/24.
- B. 11 Div INTSUM.
- C. Map ABMP Sri Lanka. Sheets 63, 64, 70 and 71, Edition 1, 1:50000.

**Time Zone Used Throughout the Order:** LOCAL.

**Task Org:** See Annex A.

1. **SITUATION.**

TASK ORGANISATION – 533 INFANTRY BRIGADE						
ORIGINATOR	RELATED OPS	TIME EFFECTIVE	SECRET		1 OF 6	ANNEX D TO OPS DATED 15 Oct 10
533	533/Ops/05/01	160830 Oct 10	SY CLASSIFICATION		COPY	ORIGINATOR REF
NOTES						
		3 SLLI	1 SLSR	6 GR	BDE TROOPS	SPEC TASKS
		UNDER COMD	UNDER COMD	UNDER COMD	UNDER COMD	BDE RES
1.	Coy detach to 6 GR.	(-)	(-)		3  (-)	<sup>2</sup> (6)
2.	One T-55 Sqdn each for 3 SLLI and 6 GR.	A  3	?  3	B  3	10  (-)	
3.	One Tp of T-55 for 1 SLSR.			?	?  (-)	
4.	One Bty each to 3 SLLI, 1 SLSR, 6 GR.					
5.	One Engr Tp each for 3 SLLI, 1 SR, 6 GR IN SP UCM.					
6.	2 x Coy for Bde res.					
		IN DS	IN DS	IN DS	(-)	
		P  4	Q  4	R  4	A,B <sup>2</sup> (2)	
		IN SP UCM	IN SP UCM		(3)	
		?	?		? <sup>2</sup> (4)	
		(-)	(-)	IN SP UCM	? <sup>2</sup> (1)	
		?  (1)	? <sup>2</sup> (6)	?		



Copy No 15 of 15 copies

Total pages 06

HQ 12 GW

Ay Camp

MNG

10 GW/G/OPS/OPO/ (01)

16 Nov 24

See Distr

**OPO 1/24**

Refs:

- A. 111 Bde OpO 1/24.
- B. 11 Div INTSUM.
- C. Map ABMP Sri Lanka. Sheets 63, 64, 70 and 71, Edition 1, 1:50000.

**Time Zone Used Throughout the Order:** LOCAL.

**Task Org:**

1. **SITUATION.**

**En Forces.** Addl to INTSUM and wngO:

➤ Apart from the organic assets of 12 GW, fol will be att WEF 16 Nov 24:

- 1 x Sqn of Armr from 4 SLAC.
- P Bty of 4 SLA in DS.
- 1 x Sqn of 5 SLE INSPUCM.



## ➤ You should not...

- Be confused with attachments.
- Be confused with detachments.

## ➤ You should understand...

- Task organisation details the **allocation** and **command status** of formations or units within a force.
- Task organisation begins after **Cause of Action analysis**, when command assigns tasks to sub units.



## ➤ Also you should understand...

- When command assigns tasks to sub unit, need to determine whether sub units have **sufficient combat power** necessary.
  
- Task org provides basis for **organisation available forces** to best accomplishment of the mission.

# COMPILING OF GRAPHICAL TASK ORGANISATION



# CONVENTIONS

- The formation or unit compiling the task organisation is referred to as the originator.
- Aim is **to produce a clear, logical and unambiguous picture** of the group of the various formations/units, including their respective status of command for an operation.
- Separate task organisation should be needed for **each and every Cause of Action**.
- Separate task organisation may be needed for each phase of operations if **significant regrouping** take place.



# ACCOUNTING

- **Double entry book keeping** is adopted.
  
- There are some exceptions to this and they are:
  - **Services need not to be shown as formation troops** unless there is a significant change to group or command status.
  
  - If a sub-unit is attach to a formation and group in its entirely to a subordinate formation/unit, it **needs not to be shown** under the **higher formation Headquarters**, either as a credit or a debit.





# COMPULSORY INFORMATION

TASK ORGANISATION – 533 INFANTRY BRIGADE						
ORIGINATOR	RELATED OPS	TIME EFFECTIVE	SECRET SY CLASSIFICATION	1 OF 6	ANNEX D TO OPS DATED 15 Oct 10	
533	533/Ops/05/01	160830 Oct 10		COPY	ORIGINATOR REF	
NOTES		3 SLLI	1 SLSR	6 GR	BDE TROOPS	SPEC TASKS
		UNDER COMD	UNDER COMD	UNDER COMD	UNDER COMD	BDE RES
1.	Cov detach to 6 GR.					
2.	One T-55  each for 3 SLLI and 6 GR.	(-)	(-)		3  (-)	? <del>X</del> (6)
3.	One  of T-55 for 1 SLSR.	A  3	?  3	B  3	10  (-)	
4.	One  each to 3 SLLI, 1 SLSR, 6 GR.				?  (-)	
5.	One  each for 3 SLLI, 1 SR, 6 GR IN SP UCM.					
6.	2 x  for Bde res.					
		IN DS	IN DS	IN DS	(-)	
		P  4	Q  4	R  4	A,B <del>X</del> (2)	
					(3)	
		IN SP UCM	IN SP UCM			
		?	?		? <del>X</del> (4)	
		(-)	(-)	IN SP UCM	? <del>X</del> (1)	
		?  (1)	? <del>X</del> (6)	?		

Superscription

Level of comd

Mnvr units  
and state of comd


Dets



# SUPERSCRIPTION

HEADING

TASK ORGANISATION - 533 INFANTRY BRIGADE

ORIGINATOR	RELATED OPS	TIME EFFECTIVE	SECRET	1 OF 6	<u>ANNEX D TO OPS</u> <u>DATED 15 Oct 10</u>
533 	533/Ops/05/01	160830 Oct 10	SY CLASSIFICATION	COPY	ORIGINATOR REF

OPERATION  
ORDER REF

SECURITY CL

REFERENCE

ORIGINATOR

TIME EFF

COPY NO



# LEVELS OF COMMAND

TASK ORGANISATION - 533 INFANTRY BRIGADE

ORIGINATOR	RELATED OPS	TIME EFFECTIVE	SECRET SY CLASSIFICATION		1 OF 6	ANNEX D TO OPS DATED 15 Oct 10
533	533/Ops/05/01	160830 Oct 10			COPY	ORIGINATOR REF
NOTES		3 SLLI	1 SLSR	6 GR	BDE TROOPS	SPL TASK

**SUPERSCRPTION**

**BATTLE Gp LVL COMD  
UNDER 533 INF BDE**

**BDE TPS**

**SPL TASKS**



# LEVELS OF COMMAND

TASK ORGANISATION – 533 INFANTRY BRIGADE

ORIGINATOR	RELATED OPS	TIME EFFECTIVE	SECRET			1 OF 6	ANNEX D TO OPS DATED 15 Oct 10
533	533/Ops/05/01	160830 Oct 10	SY CLASSIFICATION			COPY	ORIGINATOR REF
NOTES							
<ol style="list-style-type: none"> <li>Coy detach to 6 GR.</li> <li>One T-55 Sqdn each for 3 SLLI and 6 GR.</li> <li>One Tp of T-55 for 1 SLSR.</li> <li>One Bty each to 3 SLLI, 1 SLSR, 6 GR.</li> <li>One Engr Tp each for 3 SLLI, 1 SR, 6 GR IN SP UCM.</li> <li>2 x coys for Bde res.</li> </ol>	3 SLLI	1 SLSR	6 GR	BDE TROOPS		SPEC TASKS	
	UNDER COMD	UNDER COMD	UNDER COMD	UNDER COMD		BDE RES	
	(-)	(-)		3  (-)		?  x2 (6)	
	A  3	?  3	B  3	10  (-)			
			?	?  (-)			
	IN DS	IN DS	IN DS	(-)			
	P  4	Q  4	R  4	A,B  x2 (2)			
				(3)			
	IN SP UCM	IN SP UCM		?  x3 (4)			
	?	?		?  x3 (1)			
(-)	(-)	IN SP UCM					
?  (1)	?  x2 (6)	?					



## FORMAT

- Task organisation is prepared in columns.
- Each column is headed by the symbol of the formation/unit immediately subordinate to the originating formation. Troops allocation for special task should be under the 'Special Task' column.
- Troops organic to the originator are listed under separate column.
- Blank column under the heading of notes for further re-grouping.



TASK ORGANISATION – 533 INFANTRY BRIGADE

ORIGINATOR	RELATED OPS	TIME EFFECTIVE	SECRET	1 OF 6	ANNEX D TO OPS DATED 15 Oct 10
533	533/Ops/05/01	160830 Oct 10	SY CLASSIFICATION	COPY	ORIGINATOR REF

NOTES	3 SLLI	1 SLSR	6 GR	BDE TROOPS	SPEC TASKS
	UNDER COMD	UNDER COMD	UNDER COMD	UNDER COMD	BDE RES
1. Coy detach to 6 GR.					
2. One T-55  each for 3 SLLI and 6 GR.	(-)	(-)		3  (-)	? <sup>x2</sup> (6)
3. One  of T-55 for 1 SLSR.	A  3	?  3	B  3	10  (-)	
4. One  each to 3 SLLI, 1 SLSR, 6 GR.			?	?  (-)	
5. One  each for 3 SLLI, 1 SR, 6 GR IN SP UCM.					
6. 2 x  for Bde res.					
	IN DS	IN DS	IN DS	(-)	
	P  4	Q  4	R  4	A,B <sup>x2</sup> (2)	
				(3)	
	IN SP UCM	IN SP UCM			
	?	?		? <sup>x3</sup> (4)	
	(-)	(-)	IN SP UCM	? <sup>x3</sup> (1)	
	?  (1)	? <sup>x2</sup> (6)	?		



## STATUS OF COMMAND

- UC - Under command.
- UCM - Under command for movement.
- UCADMIN - Under command for admin.
- UCDDM - Under command for daily maintenance.
- INSPUCM - In support under command for movement.



# PRECEDENCE

	551	552	553	DIV TPS		SPL TASK
NOTES	UC	UC	UC	UC		
	4 GR 5 GR 6 VIR	1 SLLI 3 GW 5 GR	8 SLSR 9 GR 5 VIR	   511 EW		

	553	552	551	DIV TPS		SPL TASK
NOTES	UC	UC	UC	UC		
	8 SLSR 9 GR 5 VIR	1 SLLI 3 GW 5 GR	4 GR 5 GR 6 VIR	   511 EW		





## PRECEDENCE

- Armour.
- Infantry.
- Mechanised Infantry.
- Artillery.
- Engineers.
- Communication.
- Engineer Services.
- Supply and Transport.
- Medical.
- Ordnance.
- Electrical and Mechanical Engineers.
- Provost.

- **In order of unit precedence within each arm.**
- **Within each arm or services in order of size and then, if the size is same in numerical order.**



## BATTLE GROUP FIELD INDICATOR

- If the parent unit column provided the Headquarters for a Battle Group, it is **not necessary to list all organic sub-units** which are to remain with it.
- **Any detachment** from a unit are then shown in the **main column with a minus sign** if appropriate.
- **Any detachment** from that unit are then shown **as debit at the bottom of the column.**
- The symbol at the **top of the column** should be **capped indicating** that it **forms the Headquarters of an arms group.**



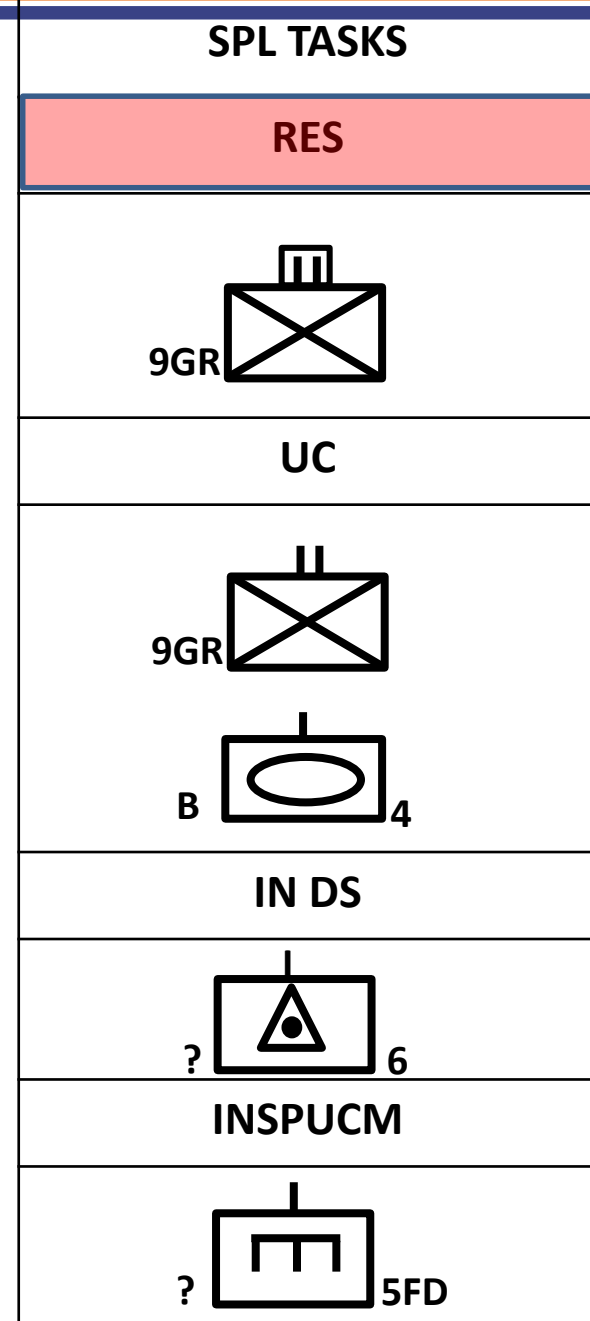
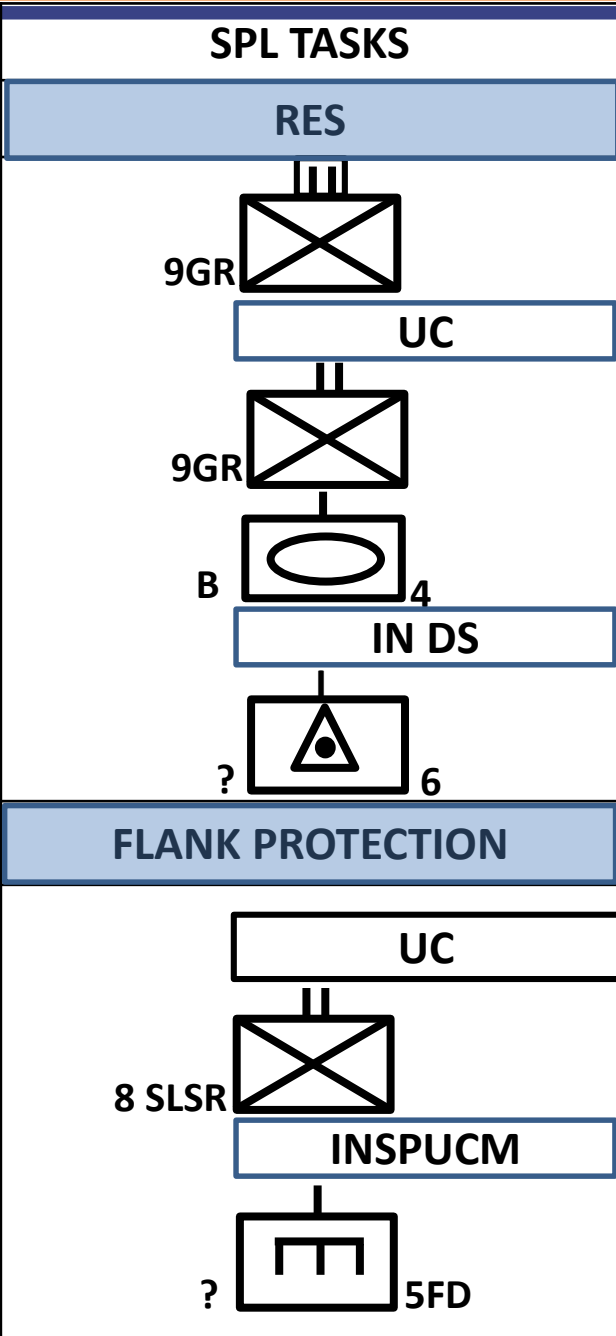
## DETACHMENTS

- When a formation is **detached from its parent formation**, it is assumed that **only the Headquarters and its own Infantry and armour units go with it.**
- If **artillery, engineer or other units move with brigade**, they must be **shown as detachments from divisional troops** unless they are organic.
- Similarly, if a **company detaches from a battalion with an allocation of support weapons**, the **detached elements must be shown in the debit column.**



## HALF BARS

- **Half bars** are used in the 'Special Task' column where there is **more than one special task** annotated in a single column.
- Follow the rules of para heading in **non-operational Staff Duties**; continue down to the **next special task which is ident with full bar**.



# ARTILLERY



# COMMAND STATUS

- Artillery regiment are usually affiliated not only with brigade, but also, with divisions and higher formations.
- Their command status will be decided by artillery command.
- Followings are the common status:
  - Under Command.
  - Under Command for Move.
  - Under Command for Admin.
  - Under Command for Daily Maintenance.



## ALLOTMENT

- The allotment refers to the firepower of artillery unit.
  
- An **artillery unit Under Command to one formation** may be in a **position to provide fire support to another formation** and as such its fire power may be allotted without moving the guns.
  
- Allotment of **artillery effort can take any of the following forms:**
  - In direct support (IN DS).
  
  - In support (IN SP).
  
  - At priority call (AT PRI CALL).



# DEVELOPMENT OF A TASK ORGANISATION



# EXERCISE

## ➤ **55 Inf Div:**

- 551 Inf Bde (4 GR, 5 SLSR, 6 VIR).
- 552 Inf Bde (1 SLLI, 3 GW, 5 GR).
- 553 Inf Bde (8 SLSR, 9 GR, 5 VIR).

## ➤ **Divisional Tps:**

- Arty Bde.
- 4 Armd Regt.
- 5 Fd Engr Regt.
- 511 EW Sqn.

cont...



## According to the GOC's plan, tasks and resources alloc are as fol:

- Armour sqn each to be placed UC to 551 Inf Bde and 552 Inf Bde.
- 1 x Fd Regt each to be kept with 551 and 552 Inf Bdes IN DS.
- Division res consists with 9 GR from 553 Inf Bde and an armr sqn (Act as div flank protection in Ph 2).
- 1 x Coy of 6 VIR will att to div res during Ph 2.
- 1 x Med Regt to be kept with 551 Inf Bde at pri call.
- 1 x Engr Sqn each to be kept INSPUCM to 551 and 552 Inf Bdes.

cont...



# STEP ONE

## ➤ **55 Div:**

















- 551 Inf Bde (4 GR, 5 SLSR, 6 VIR).
- 552 Inf Bde (1 SLLI, 3 GW, 5 GR).
- 553 Inf Bde (8 SLSR, 9 GR, 5 VIR).

## ➤ **Divisional Tps:**

- Arty Bde.
- 4 Armd Regt.
- 5 Fd Engr Regt.
- 511 EW Sqn.

cont...



	<p>551 </p>	<p>552 </p>	<p>553 </p>	<p>DIV TPS</p>		<p>SPL TASK</p>
<p>NOTES</p>	<p>UC</p>	<p>UC</p>	<p>UC</p>	<p>UC</p>		
	<p>4 GR </p> <p>5 GR </p> <p>6 VIR </p>	<p>1 SLLI </p> <p>3 GW </p> <p>5 GR </p>	<p>8 SLSR </p> <p>9 GR </p> <p>5 VIR </p>	<p></p> <p>4 </p> <p>5FD </p> <p>511 </p>		
















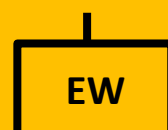
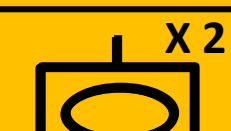


## STEP TWO

- **According to the GOC's plan, tasks and resources alloc are as fol:**
  - Armour sqn each to be placed UC to 551 Inf Bde and 552 Inf Bde.

cont...



	<p>551 </p>	<p>552 </p>	<p>553 </p>	<p>DIV TPS</p>		<p>SPL TASK</p>
<p>NOTES</p>	<p>UC</p>	<p>UC</p>	<p>UC</p>	<p>UC</p>		
	<p>4 GR </p> <p>5 GR </p> <p>6 VIR </p>	<p>1 SLLI </p> <p>3 GW </p> <p>5 GR </p>	<p>8 SLSR </p> <p>9 GR </p> <p>5 VIR </p>	<p></p> <p> (-)</p> <p>5FD </p> <p>511 </p> <hr/> <p>(-)</p> <hr/> <p> X 2 ?</p>		














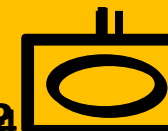






## According to the GOC's plan, tasks and resources alloc are as fol:

- Armour sqn each to be placed UC to 551 Inf Bde and 552 Inf Bde.
- 1 x Fd Regt each to be kept with 551 and 552 Inf Bdes IN DS.

cont...


















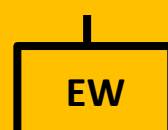




	551 	552 	553 	DIV TPS		SPL TASK
NOTES	UC	UC	UC	UC		
	4 GR  5 GR  6 VIR 	1 SLLI  3 GW  5 GR 	8 SLSR  9 GR  5 VIR 	?/?  (-) ?  (-) 5FD  511 EW 	?  X 2	
	IN DS	IN DS		(-)		
				?  X 2		



## According to the GOC's plan, tasks and resources alloc are as fol:

- Armour sqn each to be placed UC to 551 Inf Bde and 552 Inf Bde.
- 1 x Fd Regt each to be kept with 551 and 552 Inf Bdes IN DS.
- Division res consists with 9 GR from 553 Inf Bde and 1 x armr sqn (Act as div flank protection in Ph 2).

	551 	552 	553  (-)	DIV TPS		SPL TASK
NOTES	UC	UC	UC	UC		RES
1. Act as div flank protection during ph 2.	4 GR 	1 SLLI 	8 SL SR 	?/?  (-)	?  X 2	9 GR  (1)
	5 GR 	3 GW 	9 GR 	2  (-) 4		UC
	6 VIR 	5 GR 	5 VIR 	5FD 	511 EW 	
	IN DS	IN DS	(-)	(-)		
			9 GR 	?  X 3 4		















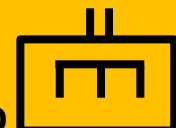
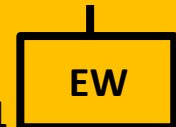








## According to the GOC's plan, tasks and resources alloc are as fol:

- Armour sqn each to be placed UC to 551 Inf Bde and 552 Inf Bde.
- 1 x Fd Regt each to be kept with 551 and 552 Inf Bdes IN DS.
- Division res consists with 9 GR from 553 Bde and an armr sqn (Act as div flank protection in Ph 2).
- 1 x Coy of 6 VIR will att to div res during Ph 2.

cont...



	551 	552 	553  (-)	DIV TPS		SPL TASK	
NOTES	UC	UC	UC	UC		RES	
<p>1. Act as div flank protection during ph 2.</p> <p>2. 1 x coy att to div res during ph 2.</p>	4 GR  5 GR  6 VIR 	1 SLLI  3 GW  5 GR 	8 SLSR  9 GR  5 VIR 	?/?  (-)  (-) 5FD  511 EW 	 X 2 ? 	9 GR  UC (1)	
	IN DS	IN DS	(-)	(-)			
				9 GR 			
					 X 3 ?  4		























## According to the GOC's plan, tasks and resources alloc are as fol:



- Armour sqn each to be placed UC to 551 Inf Bde and 552 Inf Bde.
- 1 x Fd Regt each to be kept with 551 and 552 Inf Bdes IN DS.
- Division res consists with 9 GR from 553 Inf Bde and an armr sqn (Act as div flank protection in Ph 2).
- 1 x Coy of 6 VIR will att to div res during Ph 2.
- 1 x Med Regt to be kept with 551 Inf Bde at pri call.
- 1 x Engr Sqn each to be kept INSPUCM to 551 and 552 Inf Bdes.

cont...



	551 	552 	553  (-)	DIV TPS		SPL TASK	
NOTES	UC	UC	UC	UC		RES	
<p>1. Act as div flank protection during ph 2.</p> <p>2. 1 x coy att to div res during ph 2.</p>	4 GR  5 GR  (2) 6 VIR 	1 SLLI  3 GW  5 GR 	8 SLR  9 GR  5 VIR 	?/?  (-) ?  (-) 5FD  511 EW 	?  X 2	9 GR 	
	IN DS	IN DS	(-)			UC	
				9 GR 	(-)		(1)
					?  X 3		



NOTES	UC	UC	UC	(-)	
	AT PRI				
					
	INSPUCM	INSPUCM			
































## According to the GOC's plan, tasks and resources alloc are as fol:

- Armour sqn each to be placed UC to 551 Inf Bde and 552 Inf Bde.
- 1 x Fd Regt each to be kept with 551 and 552 Inf Bdes IN DS.
- Division res consists with 9 GR from 553 Inf Bde and an armr sqn (Act as div flank protection in Ph 2).
- 1 x Coy of 6 VIR will att to div res during Ph 2.
- 1 x Med Regt to be kept with 551 Inf Bde at pri call.
- 1 x Engr Sqn each to be kept INSPUCM to 551 and 552 Inf Bdes.




cont...



	551 	552 	553  (-)	DIV TPS		SPL TASK	
NOTES	UC	UC	UC	UC		RES	
<p>1. Act as div flank protection during ph 2.</p> <p>2. 1 x coy att to div res during ph 2.</p>	4 GR  5 GR  6 VIR  (2) ?  4	1 SLLI  3 GW  5 GR  ?  4	8 SLSR  5 VIR 	X  (-) 4  (-) 5FD  511 EW 	?/?  X 2 ?  X 1 6 ?/?  X 2 5FD	9 GR  UC 9 GR  (1) ?  4	
		IN DS	IN DS	(-)			
		? 	? 	9 GR 	(-)		
					?  X 3 4		

cont...



NOTES	UC	UC	UC	(-)	
	AT PRI				
					
	INSPUCM	INSPUCM			
					

# CONCLUSION

